

Hand shape:

Shake each other's hand.



“5” shape:

Give each other a big high five!



Smiley face shape:

Make eye contact and a smile



Heart shape:

Give each other a heart-to-heart hug.



Crab shape:

Both people hold their arms out towards each other and move fingers like a crab's pinchers until they touch hands.



Skunk shape:

Tell the child to hold his/her nose. Interlock your pinky finger with the pinky finger of the child and greet the child. Talk in a nasal tone.



Sailboat shape:

Both people hold hands the whole time. Swing your arms over your heads together, then swish your arms to one side while making a blowing sound with your mouths, like a sail blowing in the wind.



Wink shape:

Wink at one another.



Butterfly shape:

Interlock thumbs with each other. Stick your fingers straight out, and then “flutter” your fingers in a butterfly motion.





Fish shape:

Hold your hands perpendicular to the floor with your thumb pointing up like a fin. Have the child assume the same position. Have the fish swim back and forth, gently slapping each other's arm.





5



GREETINGS

1-800-842-2846 www.ConsciousDiscipline.com
Conscious Discipline®, School Family™, and Brain Smart®
are trademarks of Loving Guidance, Inc.

Hand shape:

Shake each other's hand.

“5” shape:

Give each other a big high five!

Smiley face shape:

Make eye contact and smile.

Heart shape:

Give each other a heart-to-heart hug.

Crab shape:

Both people hold their arms out towards each other and move fingers like a crab's pinchers until they touch hands.

Skunk shape:

Tell the child to hold his/her nose. Interlock your pinky finger with the pinky finger of the child and greet the child. Talk in a nasal tone.

Sailboat shape:

Both people hold hands the whole time. Swing your arms over your heads together, then swish your arms to one side while making a blowing sound with your mouths, like a sail blowing in the wind.

Wink Shape:

Wink at one another.

Butterfly shape:

Interlock thumbs with each other. Stick your fingers straight out, and then “flutter” your fingers in a butterfly motion.

Fish shape:

Hold your hands perpendicular to the floor with your thumb pointing up like a fin. Have the child assume the same position. Have the fish swim back and forth, gently slapping each other's arm.

How would you like to be created?

Directions

Cards on page 1 & 2 are set up to be printed on Business Cards.

Glue "Picture Only" cards & Title bar on foam core board.

Punch hole in corner of cards that have both picture & description. Tie together with a ribbon and attach to the board as a reference.

Glue the description sheet to the back of the board.

